




SELL YOURSELF



The Five Part Interview



Please wait for the video to load before moving to the next slide.

you must enable editing to view the videos

If the video still does not load open a new window:

[//www.youtube.com/watch?v=B9PZQn3mojw](https://www.youtube.com/watch?v=B9PZQn3mojw)

The 5 Steps

1. Before the Interview

2. When You Meet the Interviewer


3. The Interview

4. The End of the Interview

5. The Follow Up

1. Before the Interview

- Do your homework
- Learn as much as you can about the company
- Know where you are going
- Arrive 5-10 minutes early
- Be prepared
- Bring extra copies of your resume
- Bring a notepad and pen
- Prepare questions for the interview
- Dress for success
- Make sure your hair is clean and neat
- Make sure your fingernails are clean, do not wear gaudy nail polish
- Brush your teeth
- Don't forget the deodorant
- Make sure your clothing is clean and neat



Please wait for the video to load before moving to the next slide.

you must enable editing to view the videos

If the video still does not load open a new window:

[/www.youtube.com/watch?v=VV1cMmCKxmY](https://www.youtube.com/watch?v=VV1cMmCKxmY)

2. When You Meet the Interviewer

- ▶ Make strong eye contact
- ▶ Shake hands firmly
- ▶ Introduce yourself
- ▶ Smile and be confident
- ▶ Wait until you are offered a seat
- ▶ Be positive in your communication
- ▶ SMILE



3. The Interview



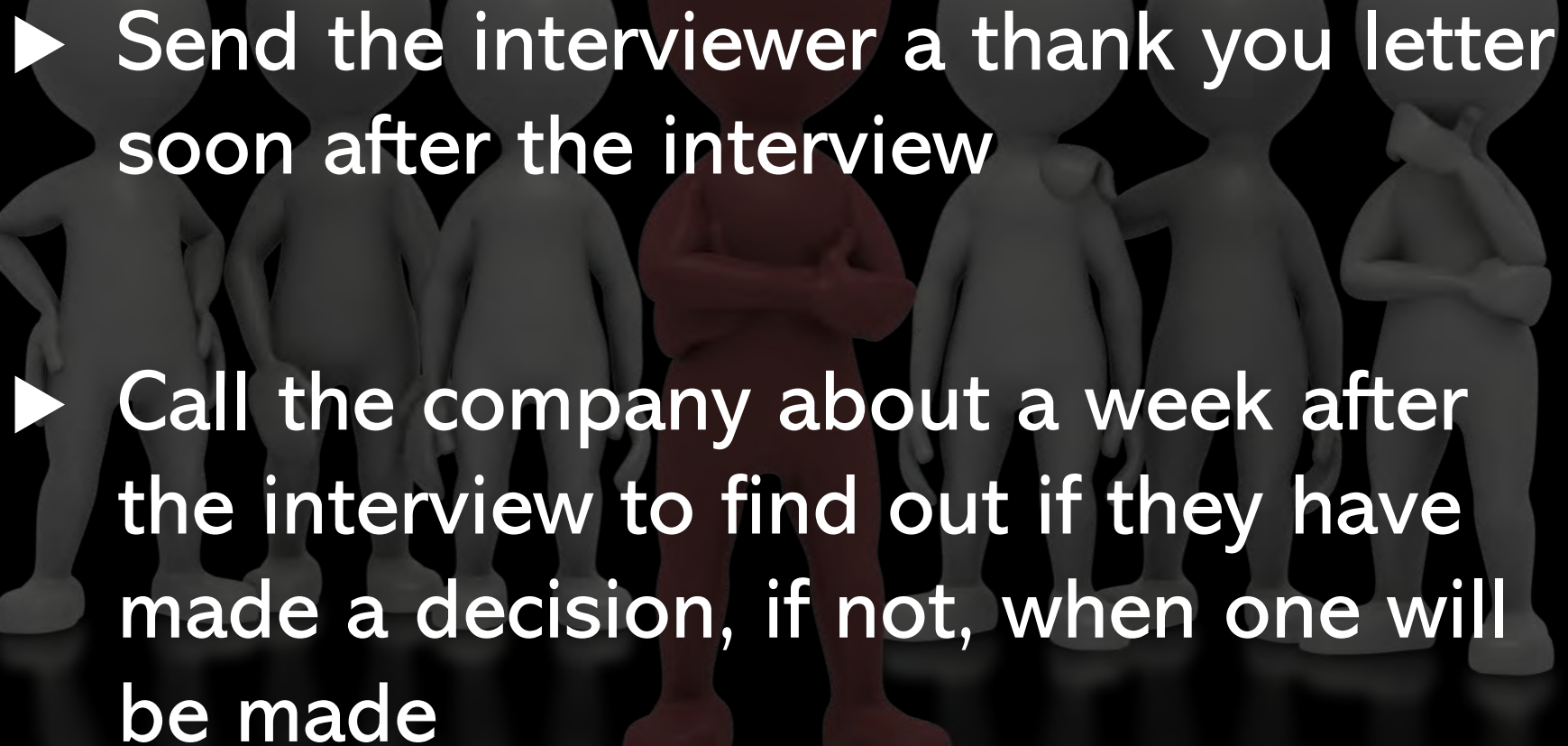
- Face the interviewer; maintain good posture and body language
- Always be positive with your attitude and answers
- Know your resume and be prepared to answer questions about it
- Be honest with your answers
- Be thorough with your answers, one word answers won't get you very far
- If you don't understand the question, ask for an explanation
- Organize your thoughts before speaking
- Take a moment to think before answering tough questions

4. The End of the Interview



- Ask the job related questions you have prepared
- Make sure the interviewer knows how to contact you and your ability to provide additional information
- Thank the person for the interview and their time and interest in you
- Shake hands firmly

5. The Follow Up

- 
- ▶ Send the interviewer a thank you letter soon after the interview
 - ▶ Call the company about a week after the interview to find out if they have made a decision, if not, when one will be made



Questions

View Current TCFA Feedyard Job Openings

<https://www.tcfa.org/news-events/jobs.html>